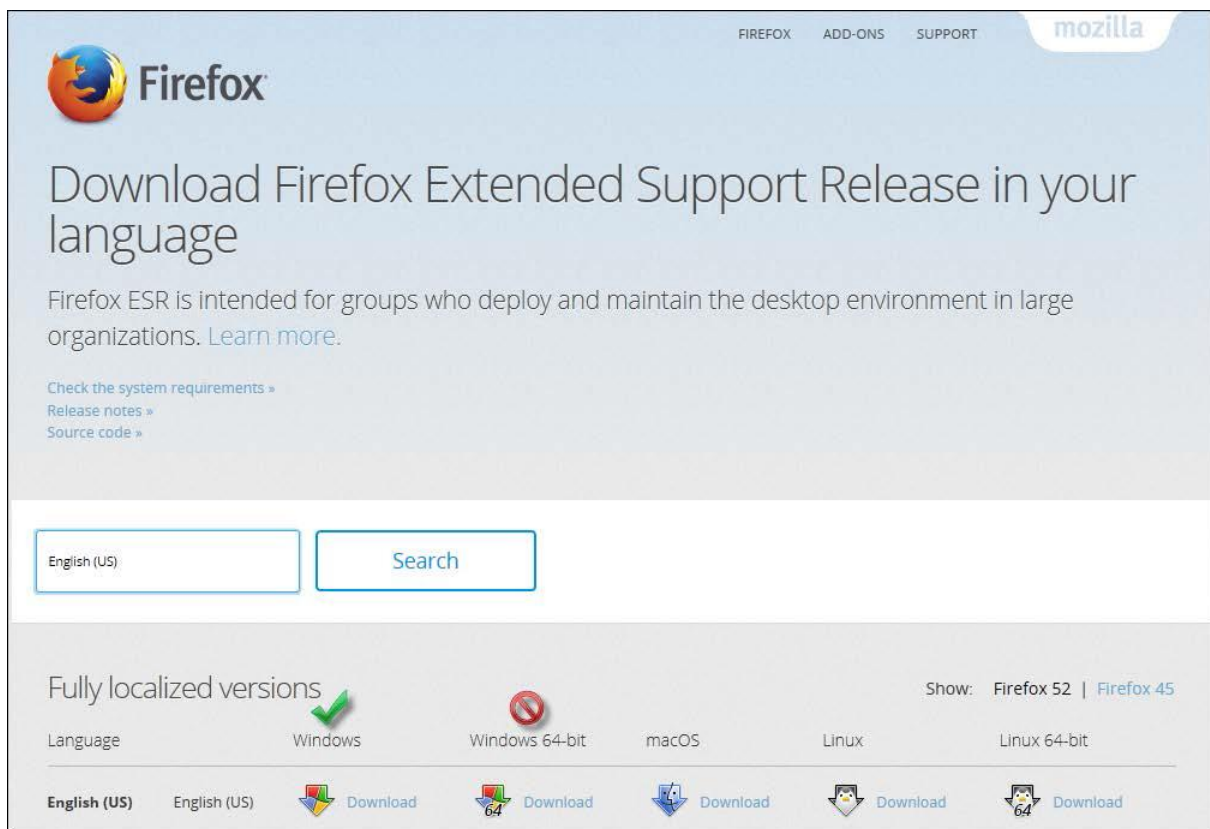


Windows – Firefox ESR and Java

The standard versions of Firefox, releases 52 and later, no longer support the Java plugin. Our appellate filers will NOT be able to file in the current version of CM/ECF using the latest standard versions of Firefox. Users will either need to use Internet Explorer or a special version of Firefox called Firefox Extended Support Release.

Select the below link to download Firefox ESR 32-bit. The 64-bit version does not support the Java plugin.

<https://www.mozilla.org/en-US/firefox/organizations/all/>



Firefox

FIREFOX ADD-ONS SUPPORT mozilla






Download Firefox Extended Support Release in your language

Firefox ESR is intended for groups who deploy and maintain the desktop environment in large organizations. [Learn more.](#)

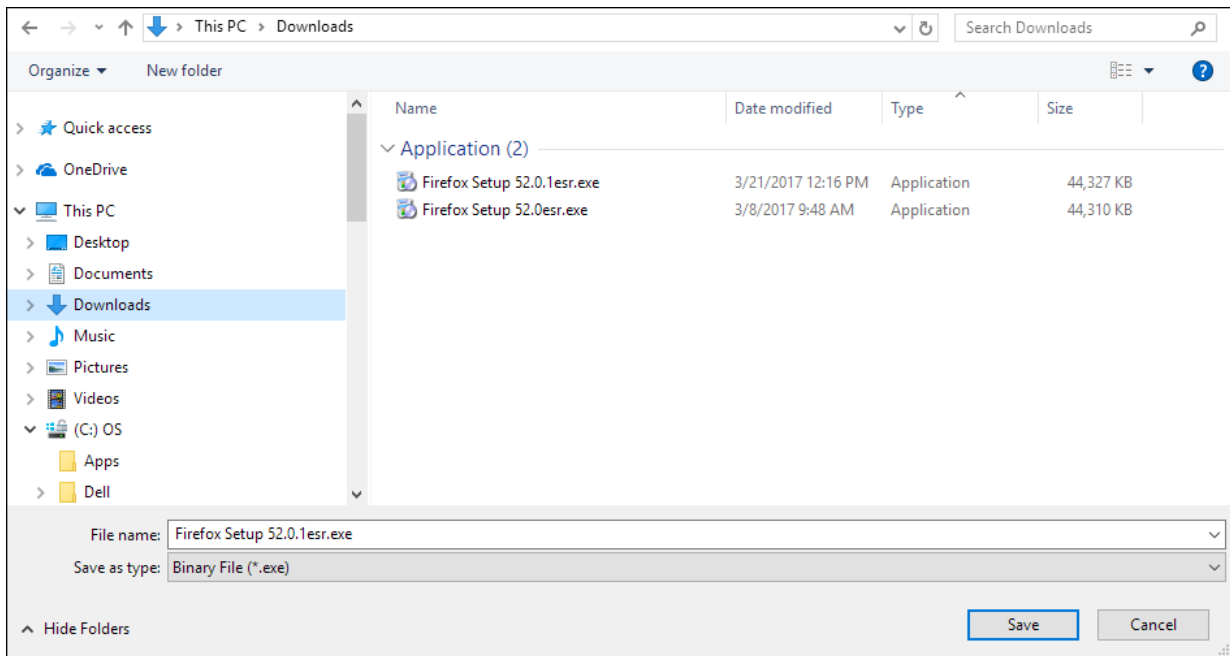
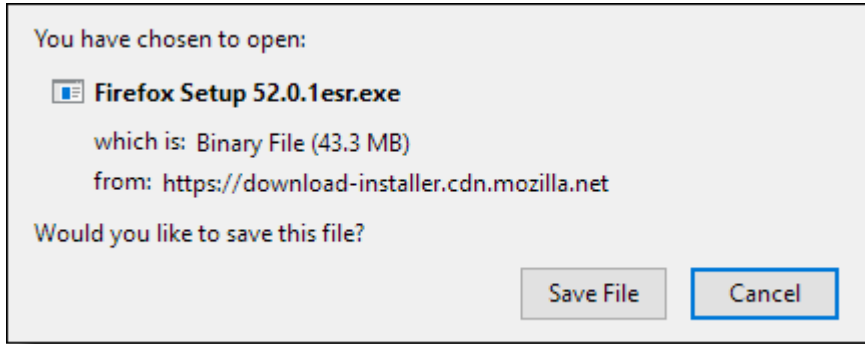
[Check the system requirements »](#)
[Release notes »](#)
[Source code »](#)

English (US) Search

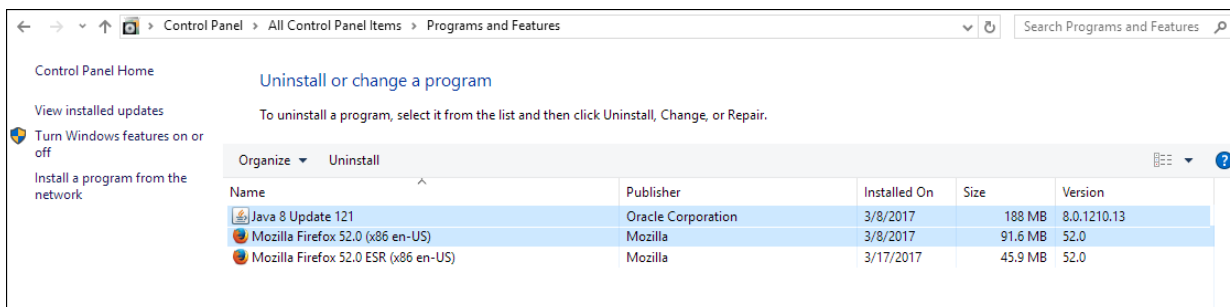
Fully localized versions Show: Firefox 52 | Firefox 45

Language	Windows	Windows 64-bit	macOS	Linux	Linux 64-bit
English (US)	 Download	 Download	 Download	 Download	 Download

Save the installation file to a location on the computer.



At this point, it is recommended that all previous versions of Firefox and Java be uninstalled from the computer to avoid any issues. To uninstall a program, go to the Control Panel settings in Windows, select Programs and Features. Highlight each program and select Uninstall. Restart the computer.



Once the computer has restarted, go to the location of the Firefox ESR installation file and run the program. Follow the installation prompts to for the new browser.

Once the installation is complete, go to <https://java.com/en/> to download the latest version of Java. Java will detect the Firefox browser and give a warning about the Java plugin support. Continue since the ESR version will support Java. Follow the installation prompts for Java.

Java™ Search

Download Help

Help Resources

- » [What is Java?](#)
- » [Remove Older Versions](#)
- » [Disable Java](#)
- » [Error Messages](#)
- » [Troubleshoot Java](#)
- » [Other Help](#)

Windows 64-bit Users

Do you use both 32-bit and 64-bit browsers?

- » [FAQ about 64-bit Java for Windows](#)

Offline Installation

Trouble downloading?
Try the [offline installer](#)

Download Java for Windows

Recommended Version 8 Update 121 (filesize: 721 KB)
Release date January 17, 2017

⚠ We have detected you are using Firefox which might be unable to use the Java plugin from this browser. Starting with Firefox Version 52 (scheduled for March 2017), Firefox has removed support for the standard way in which browsers support plugins. [More info](#)

Agree and Start Free Download

By downloading Java you acknowledge that you have read and accepted the terms of the [end user license agreement](#)

When your Java installation completes, you **may need to restart your browser** (close all browser windows and re-open) to enable the Java installation.

- » [Installation Instructions](#)
- » [System Requirements](#)

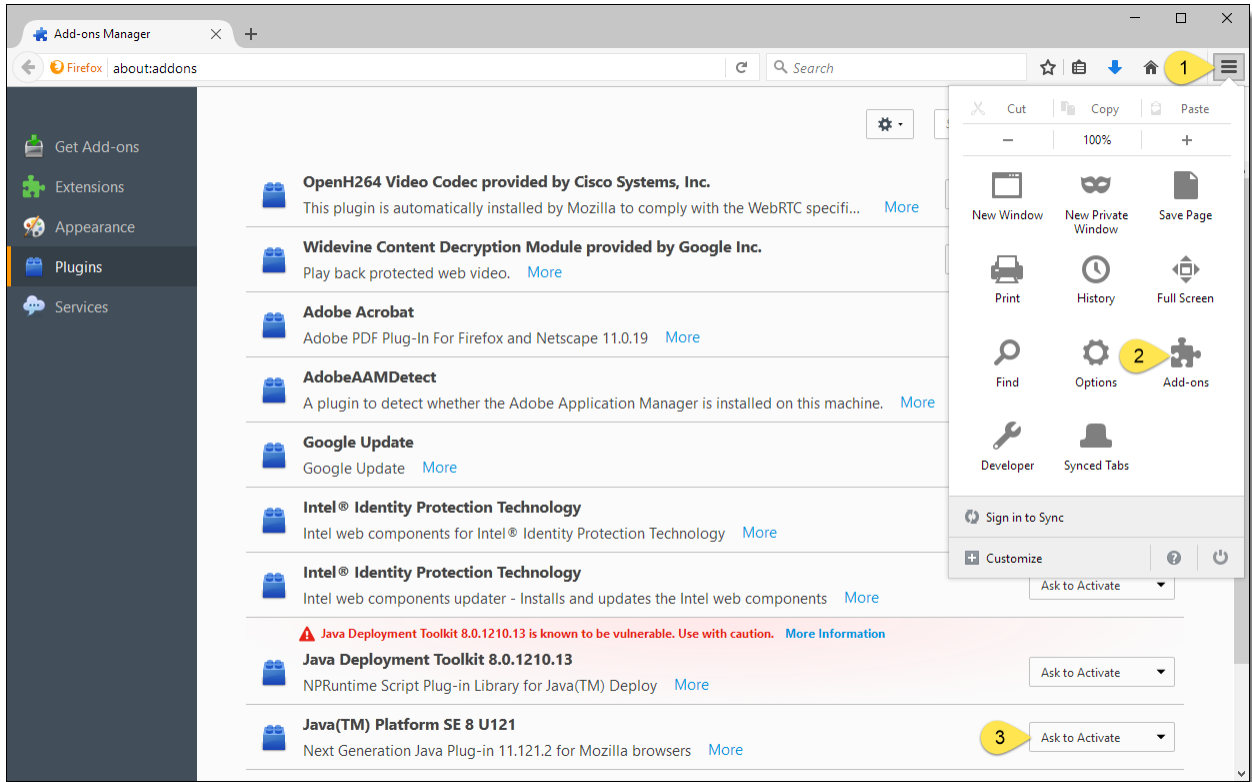
Not the right operating system? [See all Java downloads.](#)

Java software for your computer, or the Java Runtime Environment, is also referred to as the Java Runtime, Runtime Environment, Runtime, JRE, Java Virtual Machine, Virtual Machine, Java VM, JVM, VM, Java plug-in, Java plugin, Java add-on or Java download.

[Select Language](#) | [About Java](#) | [Support](#) | [Developers](#) | [Feedback](#)
[Privacy](#) | [Cookie Preferences](#) | [Terms of Use](#) | [Trademarks](#) | [Disclaimer](#)

ORACLE®

Once installation is complete, verify in the Firefox ESR browser's Add-ons settings that the Java plugin is either set to 'Ask to Activate' or 'Always Activate.'



Login to CM/ECF to verify that the program launches.

If Firefox Pop-up blocker is preventing CM/ECF from launching, it can be turned off in the 'Content' category of the 'Options' menu.

